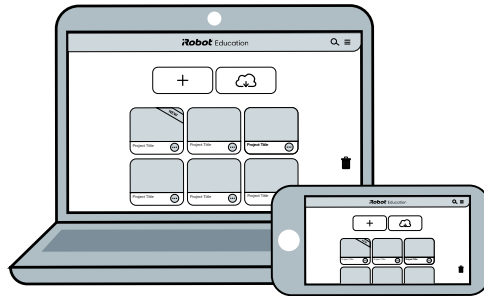


How to Upload Projects

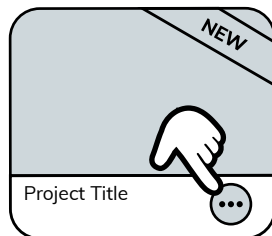
Follow these steps to share iRobot™ Coding projects.

Step 1:



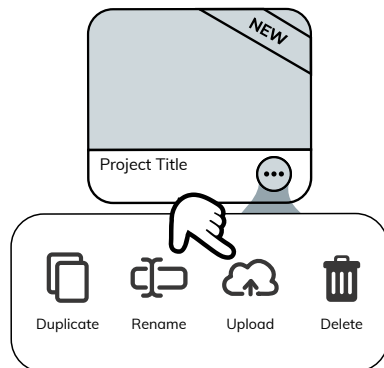
Visit **code.irobot.com**
or the **iRobot™ Coding App**.

Step 2:



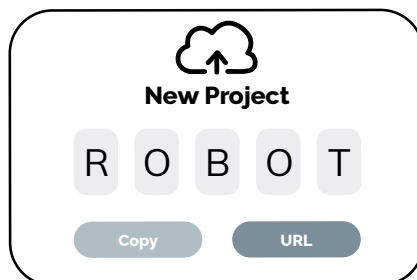
Select the project you
want to share and click to
open the project menu.

Step 3:



Click on the **Upload Icon**.

Step 4:



Copy the project code to share
with your friends!