


Name _____

Starstruck Sunglasses Root Program

You have so much shine, you are glowing! Make Root some sunglasses and program it to respond to its light sensor.



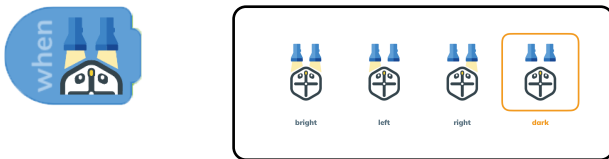
1.



Start with a When Light Block. Think about how you want Root to respond when it sees light or when its sunglasses are removed.

Here, we add a Light Block, Move Block, and Music Block. You can edit each block by tapping on it.

2.



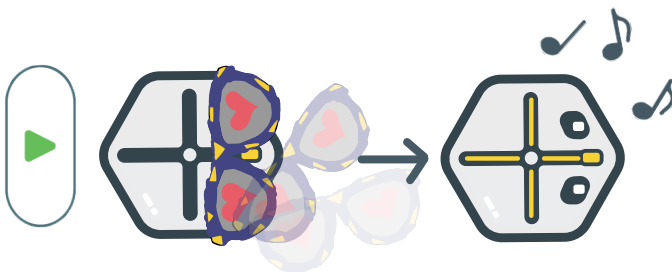
Next, drag in another When Light Block. Tap on it to edit it to respond when it is dark.

3.



Code how you want Root to respond when it is dark or when its sunglasses are on.

4.



Press Play and watch Root react to sunglasses on and sunglasses off!

Going Further

Try adding more blocks and editing your code for a more exciting Root reaction. Can you code a light show or play a song? Use the block editors to get creative with your code!