

## BEGINNER

# Coding Pizza Party



Can you code your SimBot to finish its virtual pizza slice? In this coding challenge, students work with Root's draw and erase functionality to make a pizza disappear!

## Getting Started

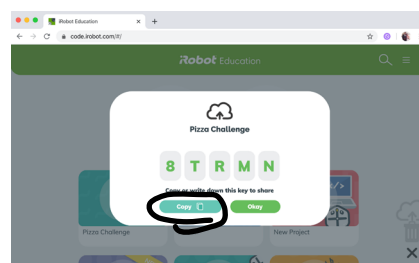
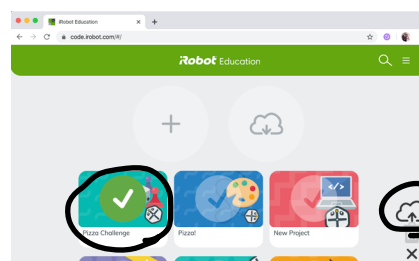
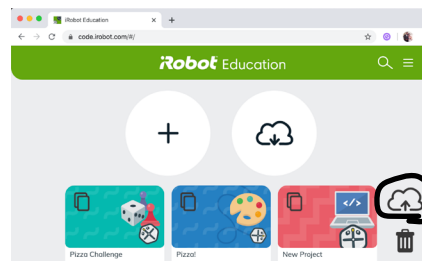
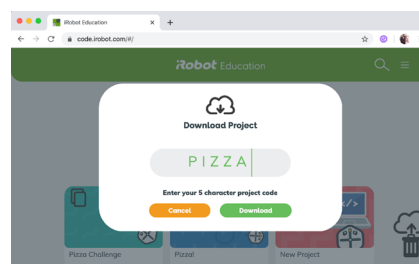
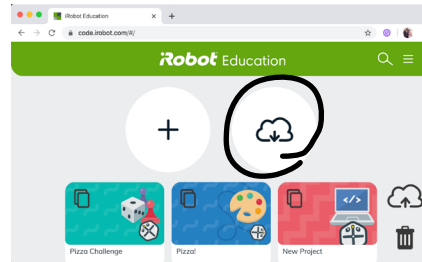
1. Visit [code.irobot.com](https://code.irobot.com).
2. Click on the Download icon.
3. Type the code PIZZA.
4. Download the Pizza Challenge project.
5. Open the Pizza Challenge project.
6. Press PLAY to watch Root draw a slice of pizza in the Virtual Arena.

## With Your Students

1. Find the Eraser Block.
2. Code Root to erase the entire pizza drawing when its top touch sensors are activated.
3. Save your project and return to the homepage.

## Submit to Win

1. Click the Upload Icon
2. Select your Pizza Challenge project
3. Confirm Upload
4. Copy your Project ID
5. Complete [Contest Entry Form](#)
6. Good luck!




**Subject(s):**  
Coding, Robotics



**Experience Level:**  
Beginner

**Time:**  
30-45 minutes



**Group Size:**  
1-3


### Eraser Block:

Need help finding the Eraser Block?

Drag out a Marker Block



Tap the Marker Block to open its Editor.



Select the Eraser icon.

You now have an Eraser Block!



### Contest Entry Form:

[https://forms.office.com/Pages/ResponsePage.aspx?id=SXS\\_oFx7W0iHIW\\_MliVysZ7vqsiGUjBxOgNRIp9A0fCdUNVIXVTdUOEtyVjUM0w5OUJBS0QwSUxLOS4u](https://forms.office.com/Pages/ResponsePage.aspx?id=SXS_oFx7W0iHIW_MliVysZ7vqsiGUjBxOgNRIp9A0fCdUNVIXVTdUOEtyVjUM0w5OUJBS0QwSUxLOS4u)