

# Code a Robo Friend

Use shapes to code a robo friend! In this coding challenge, use Move, Turn, and Repeat Blocks to draw parts of a robot with simple shapes. Code the Root® Coding Robot to complete the challenge! What will your robo friend look like?

## Getting Started

1. Visit [code.irobot.com](https://www.irobot.com) or the iRobot® Coding App on an **Android** or **iOS** device.
2. Tap on the + icon to open a new coding project.

## With Coders

1. Brainstorm what a robo friend will look like. Plan the design to help visualize each step.
2. Drag in a Marker Block to the coding project.
3. Use Move and Turn Blocks to create simple shapes. Tap on each block to open its editor. This is helpful when coding different sized shapes!
4. When drawing different parts of the robot such as the eyes and mouth, code the Root Coding Robot to lift the marker. Drag in a Marker Block and tap on it to open its editor. Click on the Marker Up icon to raise the marker.
5. If there are many blocks in the code, click and hold in the project editor to scroll left to right.
6. Encourage coders to problem solve to complete their robo friend coding challenge!

## Share Your Projects

1. Click the three dots on your coding project
2. Rename your project. Tap the Upload Icon
3. Copy your Project ID
4. Share your Project ID on social media and tag us @iRobotEducation! Post a picture as well!
5. Have fun!

**Subject(s):**

Coding, Robotics

**Experience Level:**

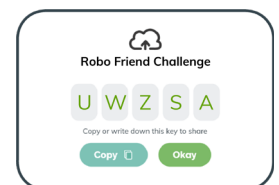

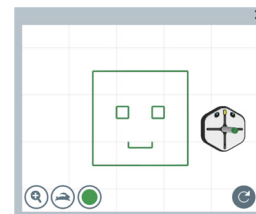
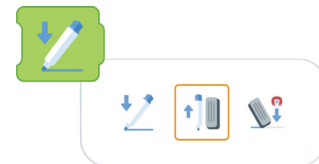
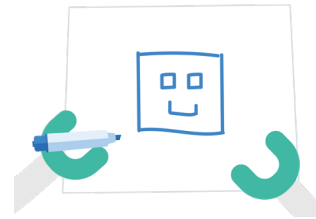
Beginner, Intermediate

**Time:**

30-45 minutes

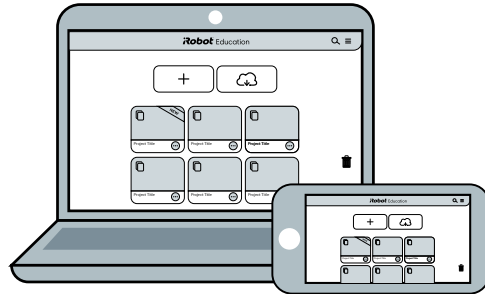
**Group Size:**

1-3



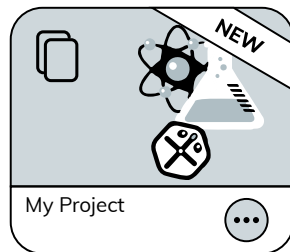
# Uploading Projects

## Step 1:




Visit **code.irobot.com**  
or the **iRobot™ Coding App**.

## Step 2:



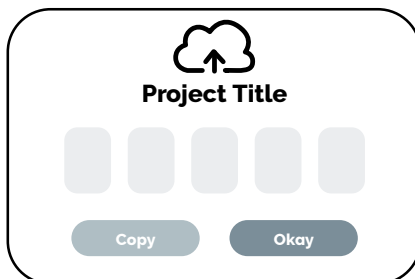
Select the project. Click on the  
three dots.

## Step 3:



Click on the **Upload Icon**.

## Step 4:



**Copy** the project code to  
share with your friends!

Name \_\_\_\_\_

Date \_\_\_\_\_

# Robo Friend: Coding Reflection

Share about your experience coding your project!

1. Rename your project and save it.

Enter your project code here:



2. Circle your coding style.



I coded on  
my own.



I coded with  
others.

3. Describe your coding process. What decisions did you make?

---

---

4. This coding challenge celebrates friendship! What makes your friends special to you?

---

---

5. If you could design a robo friend, what problem would it help solve?

---

---

