




CODE/BREAK

**“What Goes Up(load),
Must Come Down(load)”**



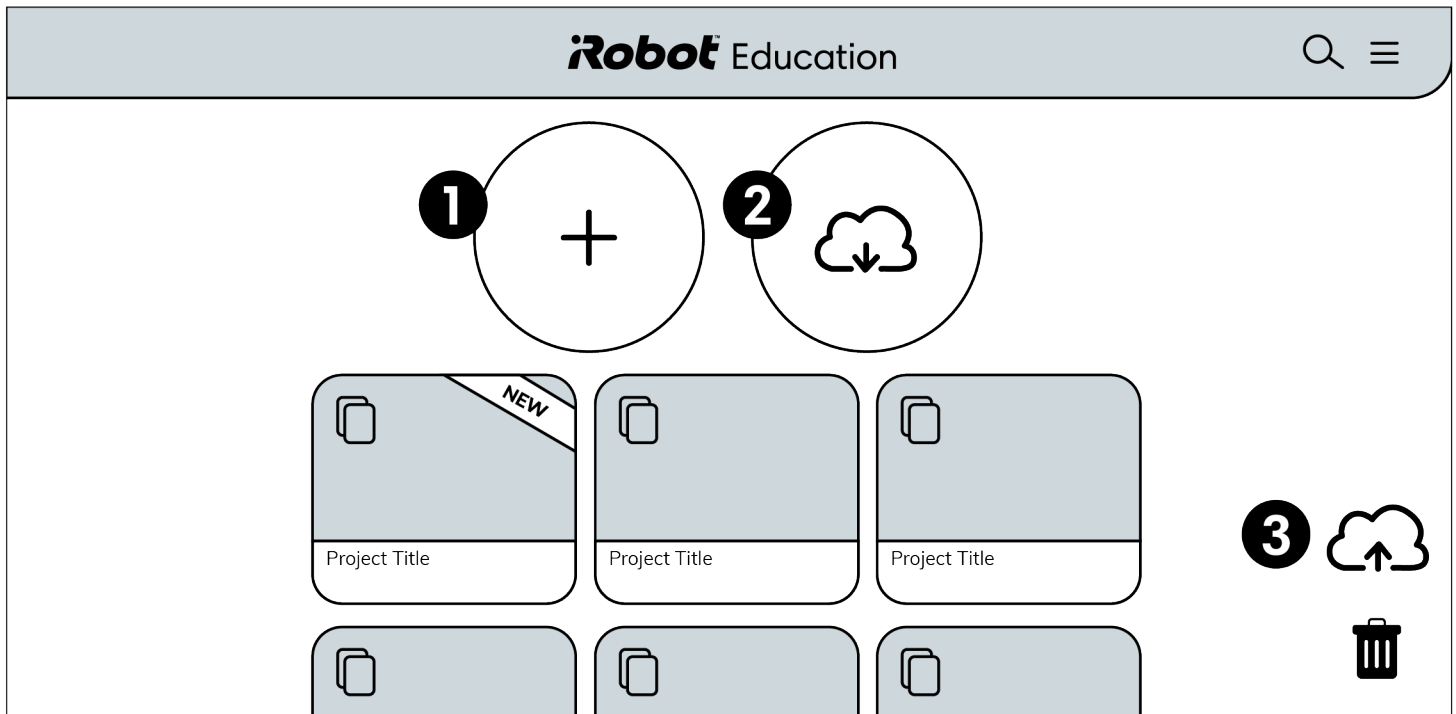
Answer Key

Things You’ll Need:

- ☐ Printed Activity Packet
- ☐ Access to code.irobot.com or iRobot™ Coding App
- ☐ A pencil/ pen

Get to Know the Project Manager

Go to code.irobot.com or the iRobot™ Coding App and start exploring!



- 1 Start a New Project**
Click this icon to start a new project.

- 2 Download a Project**
Click this icon to download projects with Download Keys.


- 3 Upload a Project**
Click this icon to upload and share a project.

Getting Started: How to Play

Learn how to use clues to unlock new coding projects.

Step 1: Circle the correct answers to the questions.


1) $2 + 2 =$



2) Which shape has 3 sides?



3) $9 - 1 =$



Step 2:

Write the clues in the Download Key.



Download Key

C J
1 2

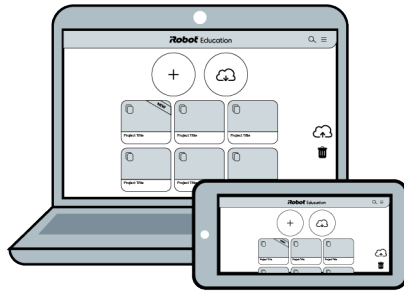
3 E
2 3

U
3

Getting Started: How to Play (Continued)


Learn how to use clues to unlock new coding projects.

Step 3:




Visit **code.irobot.com**
or the **iRobot™ Coding App**.

Step 4:




Click on the **Download Icon**.

Step 5:



Enter your Download Key from
page 3 and click **Download**.

Step 6:



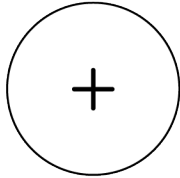
Open the downloaded project
“**Great Job!**”

Ready? Go to page 5 for your first challenge!

Challenge #1

Follow these steps to solve Challenge 1!

Step 1: Start new project.



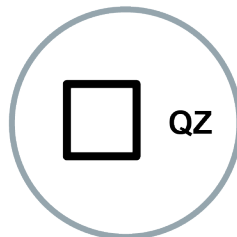
Step 2: Build this code.



1) Which block tells Root to move forward?

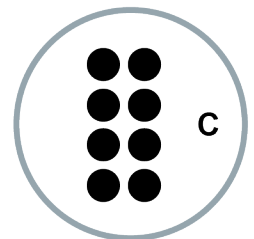


2) Which shape does this code draw?



3) Tap on the Light Block.

How many colors can Root glow?



Excellent Effort!

Write the clues in the Download Key.

Use the Download Key to download Challenge #2!



Download Key

G K Q Z C
1 2 3

Challenge #2

Use the Download Key from page 5 to download "Challenge #2".
Open "Challenge 2," and use the code to answer these questions!



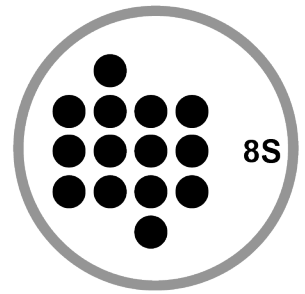
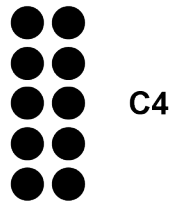
1) Which song is it?



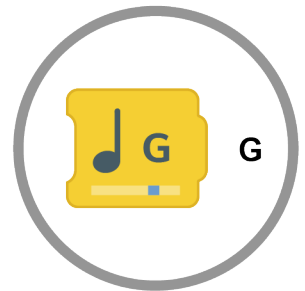
Baby Shark **P9**

Itsy Bitsy Spider **XO**

2) How many Music Blocks are there total?



3) Which note is the 2nd Music Block?



Great work!

Write the clues in the Download Key.

Use the Download Key to download Challenge #3!

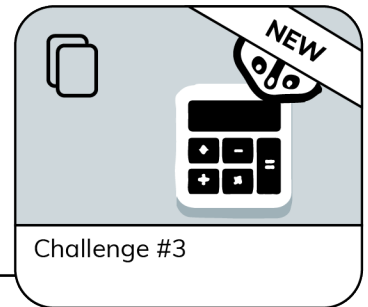


Download Key

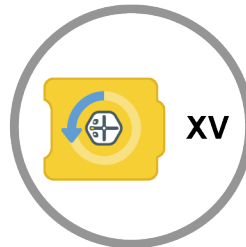
 M D 8 S G
 1 2 3

Challenge #3



Use the Download Key from page 6 to download “Challenge #3”.
Open “Challenge 3,” and use the code to answer these questions!



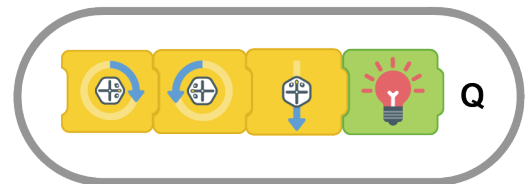
1) What happens when you touch Root's top left touch sensor?



2) How does Root behave when you press Root's right bumper?



3) What will Root do with this sequence:



Great work!

Write the clues in the Download Key.

Use the code to download the final project!



Download Key


X V
1

W B
2


Q
3

Congratulations!


You made it through all of Root's challenges!




PRESS



PLAY!



What is Root's secret message?



Y O U

R O C K !

Nice work! Stay tuned for more Code Break Challenges!

Code a project for a friend to try!

