







Create 3 Education Robot Support





Light Ring Reference Sheet

The Create 3 Education Robot utilizes its Light Ring to alert users to status and errors. See the table below for all possible Light Ring states. For more help, visit edu.irobot.com/create-3-support.


Light Ring While Charging

			
Spinning White Robot is booting up. Wait for "Happy Sound" to play.	Partial White Robot is charging (Example shows 40%)	Solid White Robot is 100% charged	Pulsing Red Battery < 10%

Light Ring While Idle


			
Spinning White Robot is booting up. Wait for "Happy Sound" to play.	Solid White Robot is powered on.	Pulsing Red Battery <10%. Place on charger.	Solid Red Robot error. Cycle power.

Light Ring While Connecting to Robot's Access Point



Spinning Cyan


Access Point is active.
Select robot from device's
Wi-Fi menu.



Solid Cyan


Device is connected to
robot's Access Point page.

Light Ring While Connecting to Wi-Fi*




Solid Cyan

Device is connected to
robot's Access Point page.




Spinning Cyan

Robot attempting to connect
to Wi-Fi



Quick Flash of Green


Success connecting to Wi-Fi



Solid White


Robot successfully
disconnected from Access
Point page

Light Ring While Updating Firmware




Solid Cyan

Device is connected to
robot's Access Point page.




Spinning Blue

Robot downloading update
file.



Spinning White

Robot updating firmware.
**DO NOT REMOVE FROM DOCK







Solid White

Update successful









*See "General Error Messages" for troubleshooting



Light Ring While Operating

			
Spinning White Robot is booting up. Wait for "Happy Sound" to play.	Solid White Default light color	Pulsing Red Battery < 10%	Solid/Pulsing Orange Back-up safety activated

General Error Messages

			
Pulsing Red Battery < 10%	Solid Red Internal error; reboot and try again.	Flashing Yellow Failed Wi-Fi connection	Yellow with Green Robot cannot connect to network access point
			
Yellow with Red Failed Wi-Fi password	Yellow with Blue DHCP failed to obtain a valid IP address before time-out. Try again.	Yellow with White Access point located but failed association. Try again.	Back-Half Yellow Wheels have been disabled. Place robot on flat surface to continue. Restart if stuck.