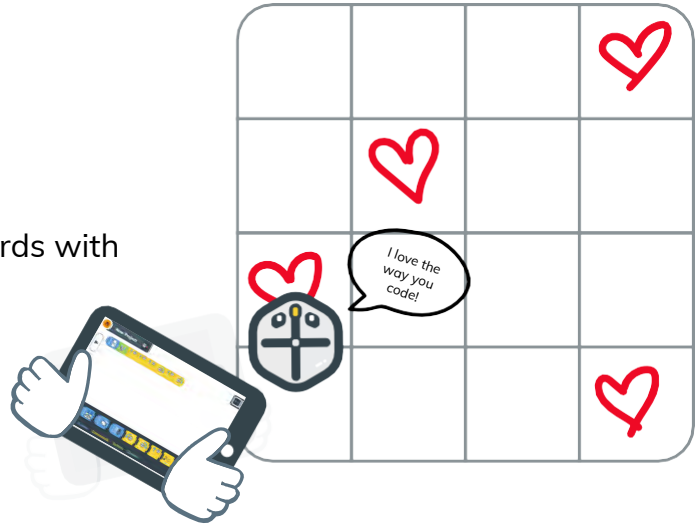


Name _____

Compliments & Kind Words Program

Use variables to code Root to share kind words with your friends! Drive Root over red hearts to hear randomly generated compliments.



1.

First, drag in a variable math block. The name of the variable is myNumber.

2.

Add a When Color Sensor Block and edit it to detect red. Place the Set Variable Block inside.

3.

Let's give Root five different phrases to say. Add a Random Block to the Set Variable Block. Edit the Random Integer Block to read "from 1 to 5."

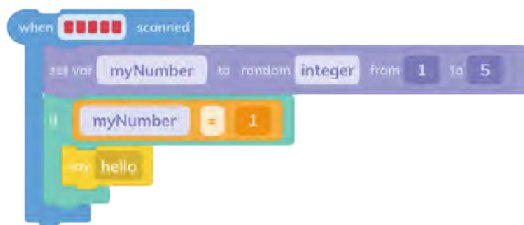
4.

To create our first option, drag in an If Block. Add a Comparison Block.

5.

Next, add a Variable Block to the Comparison Block. This will tell our robot what to do IF the variable equals 1.

6.



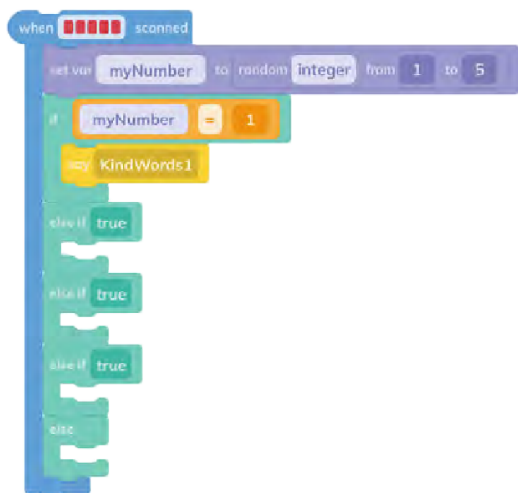
Place a Say Block inside the If Block. We have created our first option. Right now, when the variable equals 1, Root will say "hello."

7.



Let's change that "hello" to one of our kind word phrases, like "You're a great friend!" Tap on the Say Block to edit.

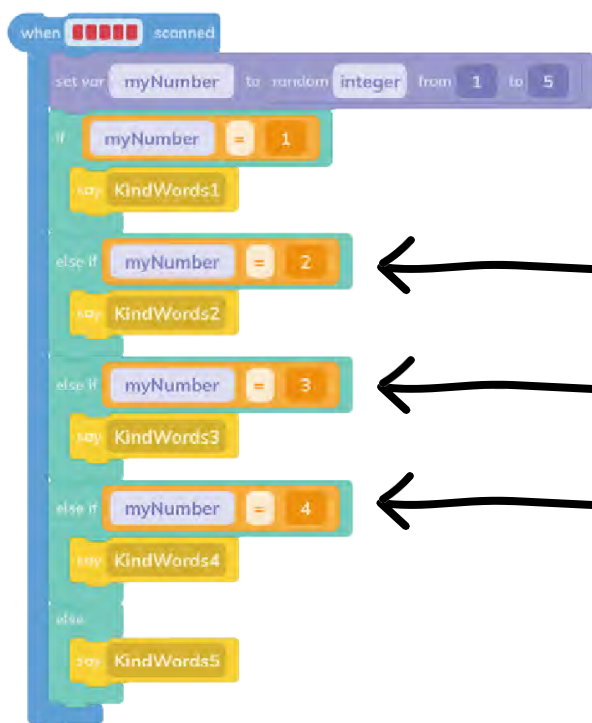
8.



Add three Else If Blocks to your program. Then, add one Else Block.

These are conditional statements. IF the variable is equal to 1, the first compliment will play. IF the variable is equal to 2, the second compliment will play. The Else Block tells us what to do or say if the variable is anything else besides 1, 2, 3, or 4. This will hold the fifth compliment.

9.



Now, we can begin to build the other options. Just like in steps 4, 5, and 6, add a Comparison Block, Variable Block, and Say Block.

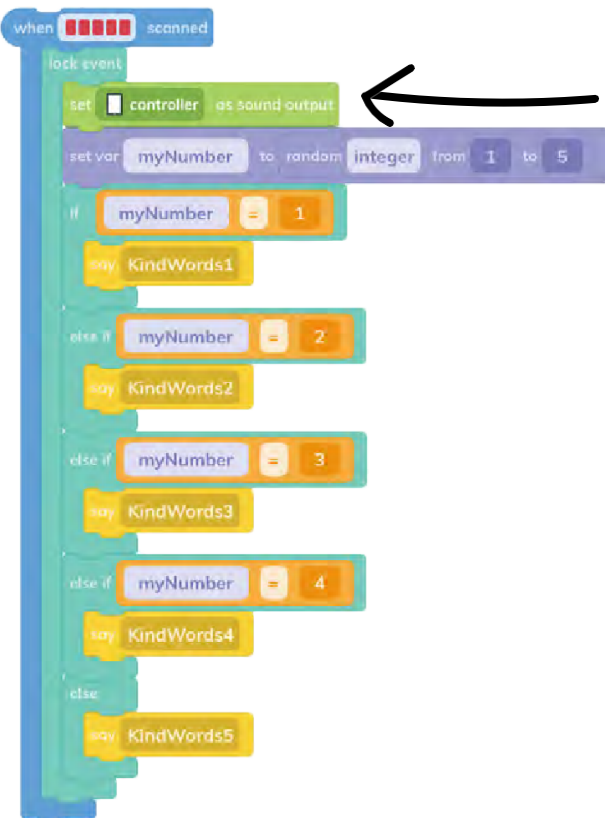
Remember to edit the Comparison Block so your variables are set to 2, 3, and 4.

10.



Place all your code inside a Lock Event Block. This will guarantee that your program for kind words and compliments will not be interrupted by other events.

11.




Finally, insert a Set Sound Output Block so your kind words can be heard! Edit the block so your sound comes from your device.

12.



To drive Root around the whiteboard, add a program for tilt drive with When Tilt Blocks and Wheel Speeds Blocks.

13.



Draw some red hearts on the whiteboard and guide Root around to hear all of your compliments and kind words!

Try out the Complimentary Program that another group made! Drive around until you hear all five compliments. Record them here.

Share your Complimentary Root Program with your friends, too!

1. _____
2. _____
3. _____
4. _____
5. _____